



Type VUS/INC/A check valves

- Poppet type

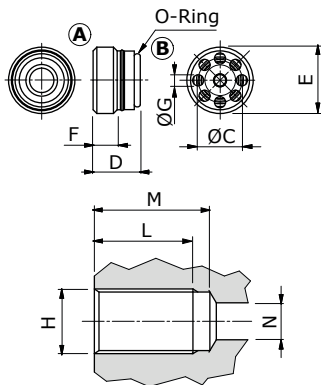
Technical specifications and diagrams are measured with mineral oil ISO VG32 at 50°C (122°F) temperature.

	VUS/INC/A14	VUS/INC/A38	VUS/INC/A12
Nominal flow	20 l/min (5.3 US gpm)	50 l/min (13.2 US gpm)	80 l/min (21.1 US gpm)
Max. pressure	350 bar (5100 psi)		
Oil leakage	0.25 cm ³ /min (0.015 in ³ /min) at 210 bar (3050 psi)		
Fluid	mineral based oil		
Viscosity	from 10 to 200 cSt		
Max. level of contamination	18/16/13 ISO4406		
Fluid temperature	with NBR seals: from -20°C (-4°F) to 80°C (176°F)		
Environmental temperature for working conditions	from -40°C (-40°F) to 100°C (212°F)		
Weight	Steel 0.01 kg (0.02 lb)	0.02 kg (0.04 lb)	0.03 kg (0.06 lb)

NOTE - For different conditions, please contact Walvoil Sales Dpt.



Dimensions



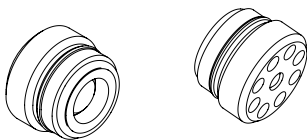
Dimensions are in mm-in

Valve type	ØC	D	E	F	ØG	O-Ring
VUS/INC/A14	8.8 - 0.35	8.8 - 0.35	G 1/4	4.2 - 0.16	2.2 - 0.09	1x8
VUS/INC/A38	10.8 - 0.42	12 - 0.47	G 3/8	7 - 0.27	3 - 0.12	1.5x11
VUS/INC/A12	13.8 - 0.54	14.8 - 0.58	G 1/2	8 - 0.31	3.5 - 0.14	1.78x14

Valve cavity for	H	L	M	N
VUS/INC/A14	G 1/4	21 - 0.83	23.5 - 0.92	7 - 0.27
VUS/INC/A38	G 3/8	24 - 0.94	26.5 - 1.04	9 - 0.35
VUS/INC/A12	G 1/2	27.5 - 1.08	31 - 1.22	12 - 0.47

Ordering codes and description composition

Port size
VUS/INC/A 38/Pa0,5
 Opening pressure (bar)



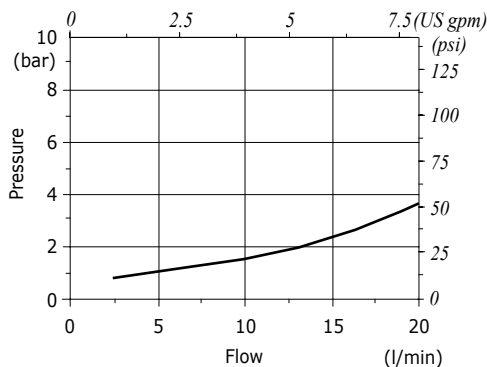
VUS/INC/A complete valves

TYPE	CODE	DESCRIPTION
VUS/INC/A14/Pa0,5	1312210101	Opening pressure 0.5 bar (7.25 psi), G1/4 thread
VUS/INC/A38/Pa0,5	1312220100	Opening pressure 0.5 bar (7.25 psi), G3/8 thread
VUS/INC/A12/Pa0,5	1312230100	Opening pressure 0.5 bar (7.25 psi), G1/2 thread

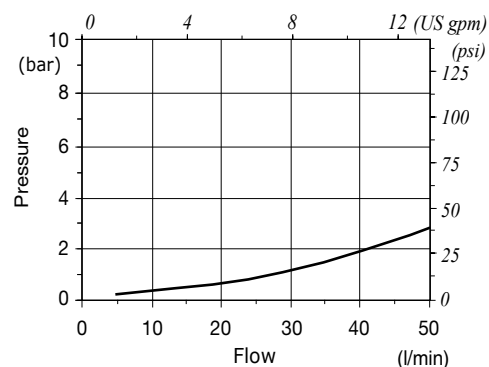
For different configurations and SAE thread please contact our Sales Dpt.

Rating diagrams

VUS/INC/A14 pressure drop vs. flow
 opening pressure 0.5 bar (7.25 psi)



VUS/INC/A38 pressure drop vs. flow
 opening pressure 0.5 bar (7.25 psi)



VUS/INC/A12 pressure drop vs. flow
 opening pressure 0.5 bar (7.25 psi)

